

Neden **EYO**?

Why **EYO**?

2012 yılında, tecrübeli ve profesyonel ekip ile EYO Çelik Kapı ailesi olarak Kıbrıs ile çelik kapıyı tanıştırdık. Disiplinli bir yapıyla yürüyerek, teknolojiye de ayak uydurup modernleşen dünya ile birlikte geliştik.

Üretimden satışa, nakliyeden montaja kadar tüm süreçleri birlikte yürüttük. Her aşamada el işçiliğimizin, emeğimizin ve özverimizin izini bıraktık.

Üretimlerimiz, yüzde yüz yerli ve milli olarak, hem kalitemizi hem de ülkemizin gücünü tüm dünyaya duyurdu.

Kalitenin ve güvencenin hikayesi yeni modeller ile EYO Çelik Kapı'da devam ediyor... Her bir kapıda, müşterilerimizin memnuniyetini görmek, bizi bir sonraki adıma taşıyan en büyük motivasyonumuz ve misyonumuz oldu.

In 2012, as the EYO Steel Door family with our experienced and professional team, we introduced steel doors to Cyprus. By maintaining a disciplined structure and keeping up with advancing technology, we evolved alongside the modernizing world.

From production to sales, from transportation to installation, we managed every stage together. At each step, we left the mark of our craftsmanship, dedication, and hard work.

Our products, which are 100% locally made, have showcased both our quality and the strength of our country to the entire world.

The story of quality and reliability continues at EYO Steel Door with new models... Seeing our customer satisfaction in every door we deliver has become our greatest motivation and mission to move forward.



Bir elik Kapı Nasıl Olmalı?

What should a steel door be like?

Günümüzde bir kapı yalnızca bir giriş noktası değil, aynı zamanda güvenliđin en önemli parçasıdır. Eyo elik Kapı olarak yerli üretimin gücüne inanıyor; tasarımından üretimine kadar tüm süreçleri kendi bünyemizde yöneterek sağlam, güvenli ve uzun ömürlü çözümler sunuyoruz.

Sađlam bir elik kapı sadece dış görünüşten ibaret değildir. Kullanılan elik malzeme, kasa yapısı, menteşe sistemi ve çok noktalı kilit mekanizmaları güvenliđi belirleyen temel unsurlardır. Doğru mühendislik ve kaliteli üretim sayesinde kapılarımız darbelere karşı dayanıklı, uzun ömürlü ve güvenilir bir yapı sunar.

Kapı seçerken yalnızca tasarıma değil, teknik detaylara da dikkat etmek gerekir. Saç kalınlığı, kilit sistemi, montaj kalitesi ve üretici firmanın tecrübesi mutlaka sorgulanmalıdır. Yerli üretim tercih etmek ise hem kalite kontrolü hem de satış sonrası destek açısından büyük avantaj sağlar.

Today, a door is not just an entry point – it is also one of the most important elements of security. As Eyo Steel Door, we believe in the strength of local manufacturing; by managing all processes in-house, from design to production, we deliver solid, secure, and long-lasting solutions.

A strong steel door is not defined only by its appearance. The quality of the steel material, frame construction, hinge system, and multi-point locking mechanisms are the key factors that determine security. With proper engineering and high-quality manufacturing, our doors offer a durable, impact-resistant, and reliable structure.

When choosing a door, it is essential to consider not only the design but also the technical details. Steel thickness, locking system, installation quality, and the manufacturer's experience should always be evaluated. Choosing locally manufactured products also provides major advantages in terms of quality control and after-sales support.

İçindekiler

Table of Contents

4 Dış Cephe Ürünleri / Exterior Series

Fortis Serisi
Arbor Serisi
Klasik Seri
Premium Seri
Özel Seri
Pivot Serisi

5 Fortis Serisi

15 Arbor Serisi

19 Klasik Serisi

23 Premium Seri

29 Özel Seri

47 Pivot Serisi

54 İç Cephe Ürünleri / Interior Series

Soli Serisi
Luna Serisi
Stella Serisi

55 Soli Serisi

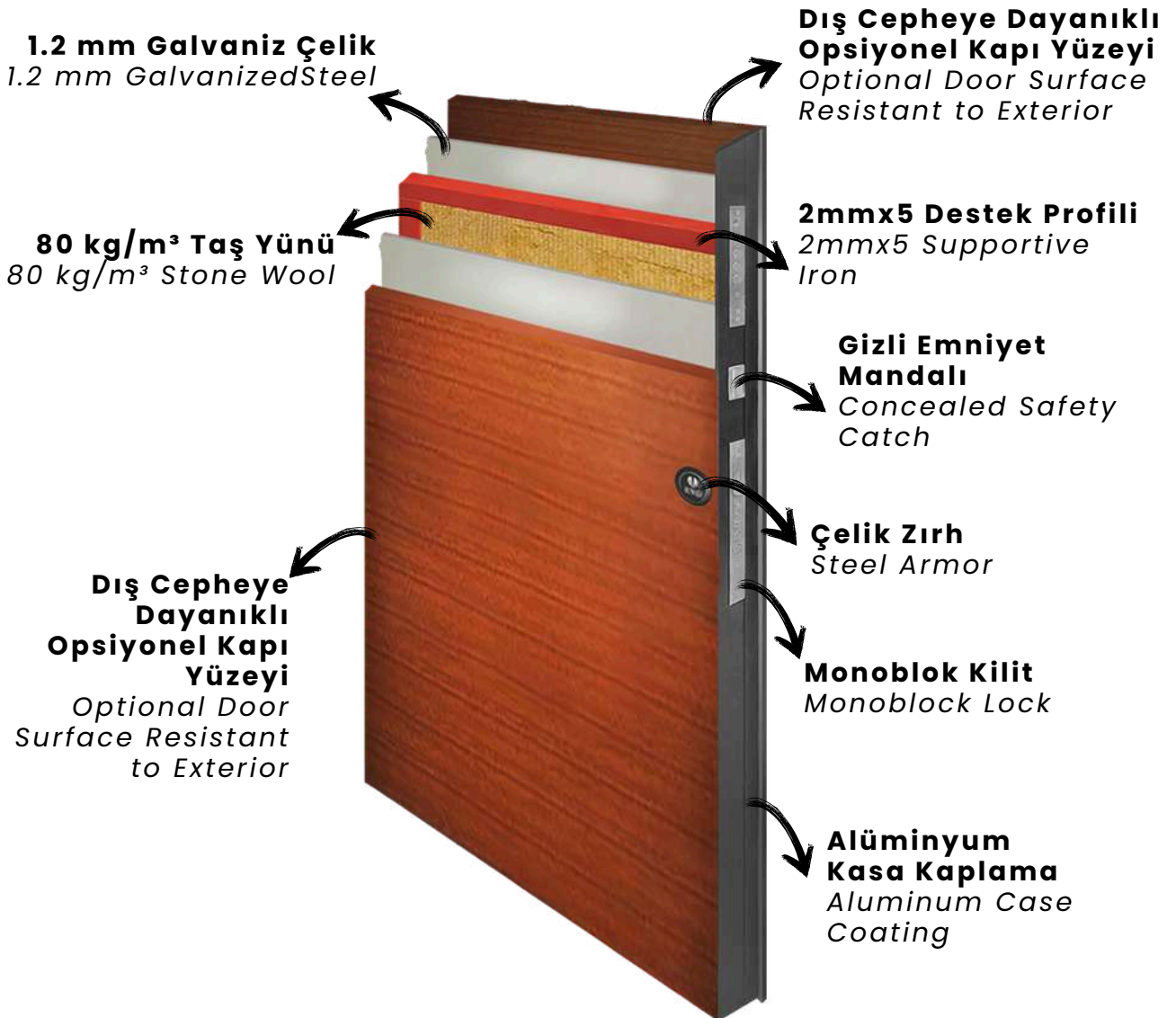
57 Luna Serisi

59 Stella Serisi

Standart Dış Cephe Kapı Özellikleri

Exterior Door Specifications

- **1.2 mm galvaniz çelik kasa** / 1.2 mm galvanized steel casing
- **İzolasyonlu taş yünü** / Insulated rock wool
- **Dış cepheye dayanıklı kasa kaplama** / Exterior-grade frame cladding
- **Dış cepheye dayanıklı özel yüzey** / Special exterior-resistant surface finish
- **Delinmez paslanmaz zırlı rozet** / Drill-resistant stainless armored escutcheon
- **Özel kilit sistemi** / Special lock system
- **Ayarlanabilir özel vidalı menteşe** / Adjustable special screw hinges
- **Gizli giyotin sistemi** / Concealed guillotine system
- **3 adet emniyet pimi** / 3 security pins
- **Gizli emniyet kelepçesi** / Concealed security latch
- **Geniş açılı kapaklı dürbün** / Wide-angle covered peephole
- **Paslanmaz çekme kol** / Stainless steel pull handle
- **Paslanmaz emniyet pimi** / Stainless steel security pin
- **Dil ve kilit karşılığı** / Latch and strike plate





Fortis 101

Fortis Serisi →

TEGCILLİ KAPI
Trademarked Door

Fortis 180



Fortis 159



Fortis 176




Fortis 173



Fortis 172




Fortis 130




Fortis 178

A modern entrance door with a geometric design, set in a stone-clad wall with ambient lighting. The door is light blue with a large, dark geometric shape on the right side. The wall is made of stacked stone, and there are two black cylindrical wall sconces on either side of the door. The ceiling is made of horizontal wood slats with two recessed lights. The floor is a light-colored stone or concrete, and there are two steps leading up to the door. The landscaping includes white flowers, green plants, and rocks, with small black cylindrical lights in the garden beds.

Fortis 132




Fortis 179




Arbor 202


Arbor Serisi →



Arbor 210



Arbor 201



Arbor 209

A photograph of a white door with a decorative glass insert, set in a brick wall. The door has a black handle and a mail slot. The glass insert features a circular, geometric pattern. The door is flanked by two black lanterns and a white pillar. The scene is illuminated by warm, ambient lighting.

Klasik 3006

Klasik Seri 

A photograph of a classic wooden door set within a stone archway. The door is dark brown with a traditional panel design, featuring a central panel, a smaller panel with a horizontal handle, and a bottom panel. It has a keyhole and a mail slot. The archway is constructed from light-colored, rough-hewn stone blocks. Two black lantern-style light fixtures are mounted on the stone wall, one on each side of the door, casting a warm glow. Purple flowers are draped over the top of the arch. Several potted plants, including topiary trees and flowering plants, are arranged around the base of the door. A set of three stone steps leads up to the door. A patterned rug is laid out on the ground in front of the steps. The overall scene is illuminated by warm, ambient lighting, creating a cozy and inviting atmosphere.

Klasik 3007



Klasik 3012



Klasik 3011



Premium 5001

PREMIUM SERI →




Premium 5002



Premium 5003



Premium 5004



Premium 5005



Premium 5006

Fortis 854

Özel Seri →



Fortis 889



Fortis 867



Fortis 833



Fortis 851



Fortis 852



Fortis 857



Fortis 817



Fortis 845



Fortis 840



Fortis 824



Fortis 834



Fortis 831



Fortis 848




Fortis 829



Fortis 850



Fortis 844



Fortis 822



Pivot 4004

Pivot Serisi →



09

Pivot 4015



09


Pivot 4015




Pivot 4014



Pivot 4014



Pivot 4019

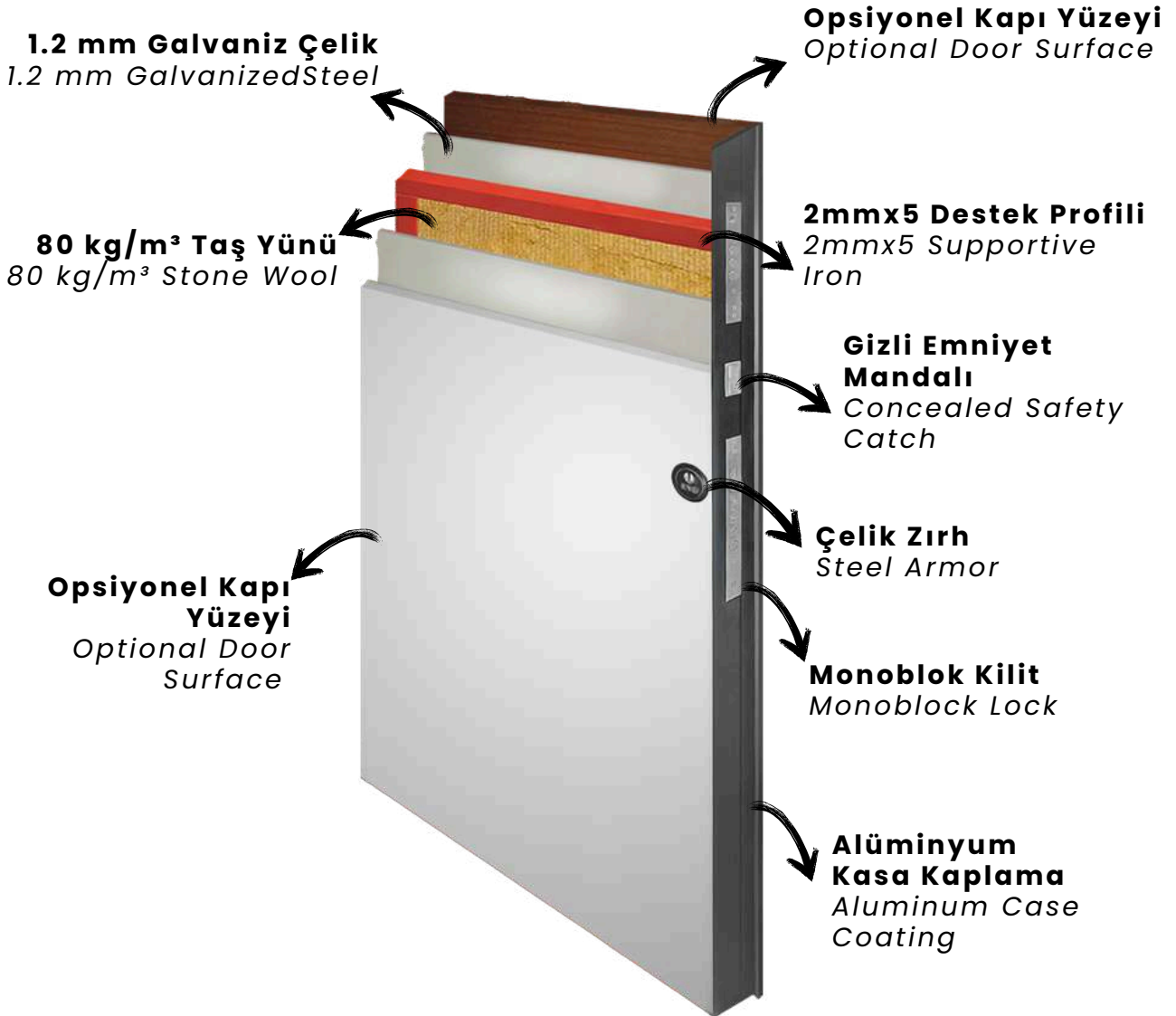



Pivot 4017

Standart İç Cephe Kapı Özellikleri

Interior Door Specifications

- **1.2 mm galvaniz çelik kasa** / 1.2 mm galvanized steel casing
- **Apartman içi için uygun** / Suitable for apartment interiors
- **İzolasyonlu taş yünü** / Insulated rock wool
- **Elektrostatik toz boya** / Electrostatic powder coating
- **Lamine özel yüzey** / Laminated special surface
- **Delinmez paslanmaz zırlı rozet** / Drill-resistant stainless armored escutcheon
- **Özel kilit sistemi** / Special lock system
- **Ayarlanabilir özel vidalı menteşe** / Adjustable special screw hinges
- **Gizli giyotin sistemi** / Concealed guillotine system
- **3 adet emniyet pimi** / 3 security pins
- **Gizli emniyet kelepçesi** / Concealed security latch
- **Geniş açılı kapaklı dürbün** / Wide-angle covered peephole
- **Paslanmaz çekme kol** / Stainless steel pull handle
- **Paslanmaz emniyet pimi** / Stainless steel security pin
- **Dil ve kilit karşılığı** / Latch and strike plate



A modern hallway with a wooden door, a snake plant, and a cabinet. The door is made of vertical wood planks and has a black frame. To the left is a snake plant in a grey pot. To the right is a white cabinet with wood accents and drawers. The floor is grey tile, and the walls are white with recessed ceiling lights.

Soli 504


Soli Serisi →



3A

3B

Soli 511



10B

10A

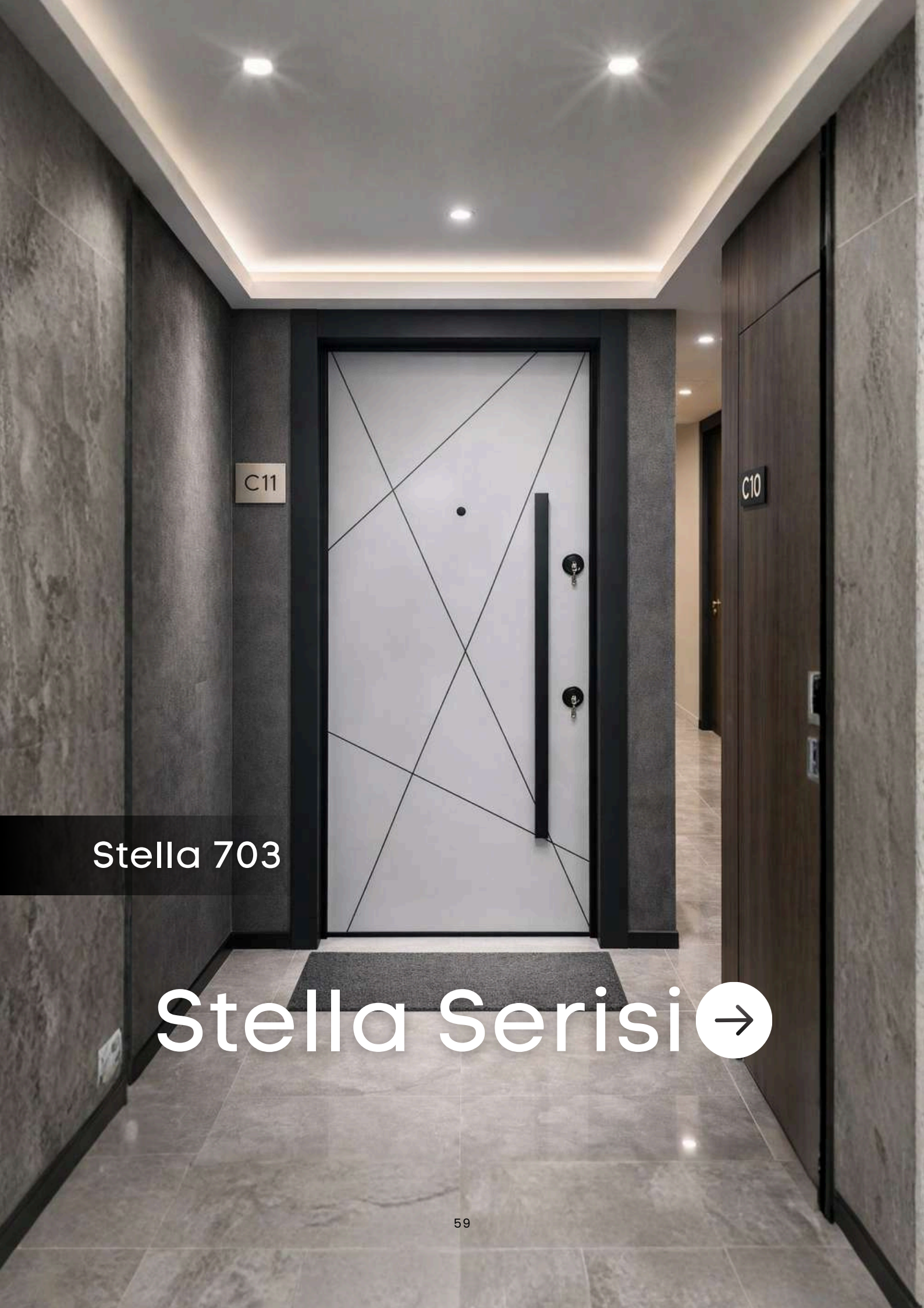
Luna 608

Luna Serisi →



48

Luna 601



C11

C10

Stella 703

Stella Serisi →

16

Stella 705